



NHL[®] 12

MANUAL



Table of Contents

Offense

4

Defense

7

Faceoff

8

Goalie

9

Coaching Strategy

11

Fighting

12

Net Battles









12

Table of Contents

3

User Celebrations	13
On the Ice	14
New and Enhanced Features!	16
Game Modes	19
Creation Zone	21
EA SPORTS™ Media Hub	22
Xbox LIVE	24

Skating and Deking

Skate/Aim	
Hustle	
Glide	 (move and release)
Deke	 / 
Loose puck deke	 +  / 
Vision control	 (pull and hold)
Push puck	 (tap when you have the puck)
Protect puck	 (press and hold)
Offensive boardplay with puck	 (press and hold with the puck near boards)
Quick plays	





Shooting


Wind up	
Shoot puck/Slap shot	
Wrist shot	 /  (move quarter-circle upward) / 
Fake slap shot	 (release)
Aim shot	
Fake shot with leg kick	

Note: All shooting controls are based on players moving toward the top of the game screen. Change the shooting controls by selecting CAMERA RELATIVE to ALWAYS UP via the controls menu in SETTINGS, found in My NHL 12 and the pause menu. You can also change the game controls from DEFAULT to CLASSIC from here.







Passing

Pass	
Saucer pass	
Dump puck	 (press and hold) + 
Drop pass	 (release) +  (tap)
Slap pass (during a slap shot)	 +  (release)




Note: Users have full control of the direction of their pass (open passing) and full control of the speed. Tapping  gives a short/slower pass, while pulling and holding  gives a longer, harder pass. To cancel a pass, press  while pulling .



Move	
Switch players	
Body check	 (in player's direction)
Poke check	
Stick lift	
Sweep stick (contextual)	 (press and hold)
Sweep stick (manual)	 +  (press and hold)
Instigate fight	 (tap)
Dive/Block	 + 
Pin player to boards	 (press and hold)
Boardplay kick	 + 
Hip check	 (press and hold)














Defense






Block pass	
Manual goalie	 +  (press and hold)
Pull goalie	 + 
Last man back	 (pull and hold)







Faceoff

Orient body	
Establish grip	 / 
Stick lift	
Go for puck	



Butterfly	 (pull and hold)
Hug post	 (pull and hold)
Vertical horizontal	 +  +  / 
Cover puck	
Free skate	 (press and hold)
Basic movement	
Precision movement	 + 
Glove/Blocker save	 / 
Poke check	
Desperation save	 + 

Stack pads	 +  / 
Spread pads V save	 + 
Lunging horizontal poke check	 + 
Leave puck (when in possession)	
Five hole save	
Goalie roll over (from stacked pads)	 / 
Pass puck	
Goalie shove	

Change forwards	B
Change defense	X
Change line strategies	Y
Forecheck strategies	
Breakout pressure	
Defensive pressure	
Defensive strategy	
Faceoff strategy	LT (pull and hold) + 

Initiate fight	Y
Punch	
Dodge	
Block	
Tug when an opponent winds up to punch	
Power punch	 and then 

Net Battles

Engage	
Spin (while engaged)	 360 degrees

Celebrations	X/A/Y/B
Ride stick	LT
Go on one knee	RT
Fist pump	R



Gameplay

NHL® 12 boasts numerous gameplay enhancements. The Full Contact physics engine lets you experience intense net battles, hits into the benches, broken glass, and much more. The faceoff system gives you more control when the puck drops, and customized User Celebrations are now available. For more new features, keep reading!

Saving and Loading

Save, load, or delete files manually by accessing the Save/Load/Delete screen (via the My NHL 12 menu).

Autosave

Game information for *NHL 12* is automatically saved to your Xbox 360 console.

NEW Winter Classic

Welcome to Heinz Field™ in Pittsburgh, PA, where you play outdoors in frigid winter conditions. Re-live the 2011 Winter Classic with the Washington Capitals® and Pittsburgh Penguins® or elect to play with any other NHL team.

Battle For The Cup

Drop right into the intensity of the NHL finals and have this game feature tell your story from game to game as you battle to take home the biggest prize in hockey.

Be A Pro

Create your own player or take over the career of a real-life NHL or CHL™ player. Look for pregame and situational tasks from your head coach. Remember, how you play determines the amount of ice time you'll receive. Between shifts, you may sim to your next shift. Can you become a legend? Only time will tell. Break a legend's record and gain special rewards.

Performance Tracker

Go to the Performance Tracker screen for all your hockey cards, stats, and milestones related to your career.

Hockey Ultimate Team

Assemble your team and compete in the EA SPORTS™ Ultimate Hockey League against others in monthly seasons and playoffs. In *NHL 12*, you can play with legends against your friends and compete against other user's teams by downloading them with EAUHL 24/7.

Earn EA Pucks to buy new cards to keep upgrading your team. Buy packs of cards or search for cards in the auction. Packs are also earned in-game with EA Pucks or purchased through the Store.

NEW EA SPORTS™ Action Tracker

Found in the pause menu, this all-new visualization tool allows you to see replays of marquee game events including goals, shots, and hits. See who made the big plays on the ice and where the opposing team has been successful.

Season

Play through a complete season of any league in *NHL 12* including the NHL, AHL, any of the European leagues, and the CHL.

Playoff

Choose to take part in any type of post-season series from any professional hockey league featured in *NHL 12*.

Tournament

Throw the world's best teams into an 8- or 16-team EA SPORTS™ World Tournament, or choose to take part in the MasterCard® Memorial Cup Tournament.

Be a GM

Take on the role of GM (general manager), coach, and player to run your favorite NHL franchise for up to 25 seasons. Watch each game unfold as the all-new sim engine updates events on the all-new EA SPORTS Action Tracker screen. You may intervene at any point during the game.

Create Play

Record and combine player paths to create a coordinated play. Create breakout plays and use them when your team comes out of its zone with control of the puck.

Practice





Hone your skills and set individual goals to improve specific parts of your game. Train any team to run custom rush and in-zone plays.

Shootout






Be the goalie or take them on head-to-head in a one-player format, or compete against friends.

Create a new player or edit someone you've already created by customizing every detail about him. Set your player's equipment, personal info, appearance, and attributes. You can also create and edit an entire team.

Replay Screen

Set/Clear marker	
Camera angles	
Take photo	
Edit clip	

Edit Replay Screen

Playback speed	
Change color	
Take photo	
Change camera	
Apply changes	

Custom Music

Personalize the music for any team in *NHL 12*! To get started, copy music onto your Xbox 360 console and create playlists to assign in-game. Select CUSTOM MUSIC and customize the music that plays on the game menu screens, and select a special goal celebration for your own Be a Pro player.

Pull **LT/RT** to scroll through the different leagues in the game, and select any team in a league by pressing **LB/RB**. Assign your selections to play in your home rink and if you're lucky enough, after you win the cup.

EA SPORTS™ Hockey League

Play ranked drop-in games with your created pro, and then join or create a team in the EASHL. Monthly seasons and playoffs let your team play for the coveted EASHL championship each month.

Drop-In Games

Not on a team yet or no teammates on Xbox LIVE? Play with your created pro in a drop-in game to level up or scout players.

Playoffs

Play your way into the best division possible. When the playoffs start, you need to win four games straight to win the championship. Lose and the dream is over until the next month.

Create Jersey

Create your own look by using any league or custom logo, combined with any colors you want for your team.

Practice Mode

Practice your skills with club members in Club Practice mode. Set up a scrimmage where the CPU fills in for the any non-human spots, or try an open practice where only human-controlled players are used in the game.

Club History

Keep track of all your team's trophies, accomplishments, and records.

League History

Each month the best teams in the EASHL are enshrined. See who the best of the best are here.

NEW Multiple Pro Builds

Earn XP for each level and apply the XP to multiple positions. No more playing out of position for you, pro!

Online Versus Play

Ranked Quick Match Search

Challenge the first available opponent and play a competitive match. If no opponent is found, you can create a session or browse for other sessions. You can also have some friends join in on your Xbox 360 console for Co-op play.

Custom Match Search

Choose from a list of custom settings to start a search.

Play A Friend

Select a friend from your friends list to play an unranked game with.

Online Team Play

Play up to 6 vs. 6 with 12 players for an ultimate Xbox LIVE hockey experience. An Unranked Match features NHL players, while a Ranked Match uses your created pro.

Online Shootout

Search for a user similar in skill level for a Ranked or Unranked Shootout Match.

Online Leagues

Create a league with up to 32 teams and have friends join in to determine the best of the best in *NHL 12*.


My Leagues

View and enter any Xbox LIVE league that you belong to.

AGI: 963156_MGA

Pool ID: 19156535

PA:rg/rg/rg/rg/rg/rg/gS/MC/JH/de/rg/rg

COMP		Revision Count		EA IN-GAME MANUAL			05.18.11
0	Creative Dev		1		File Name: _NHL12x360MANIGeUS_rev13.indd	Fonts	Placed Art
	Marketing		0		Proj Mgr: T. Lynch	Avenir LT Std 65 Medium, 65 Medium Oblique, 85 Heavy, 95 Black Convection Symbol Regular	Placed Art
	Total Billable		0		Designer: AGI	Prod Mgr: P. Manager	Helvetica Neue 67 Medium, 77 Bold Cond
DATE/TIME: 07/07/11 04:25P SKU Number: 19642 EA IN-GAME MANUAL							
ELECTRONIC ARTS CREATIVE SERVICES • 209 Redwood Shores Parkway • Redwood City, CA • 94065-1175 • 650-628-1500							